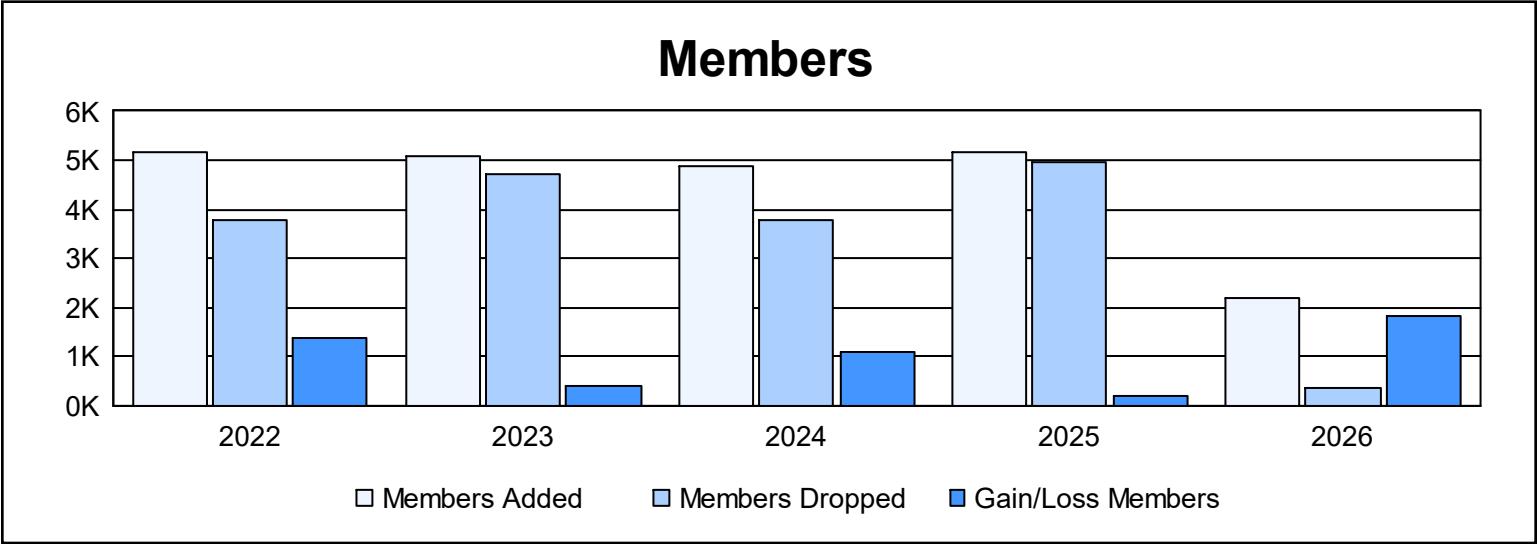
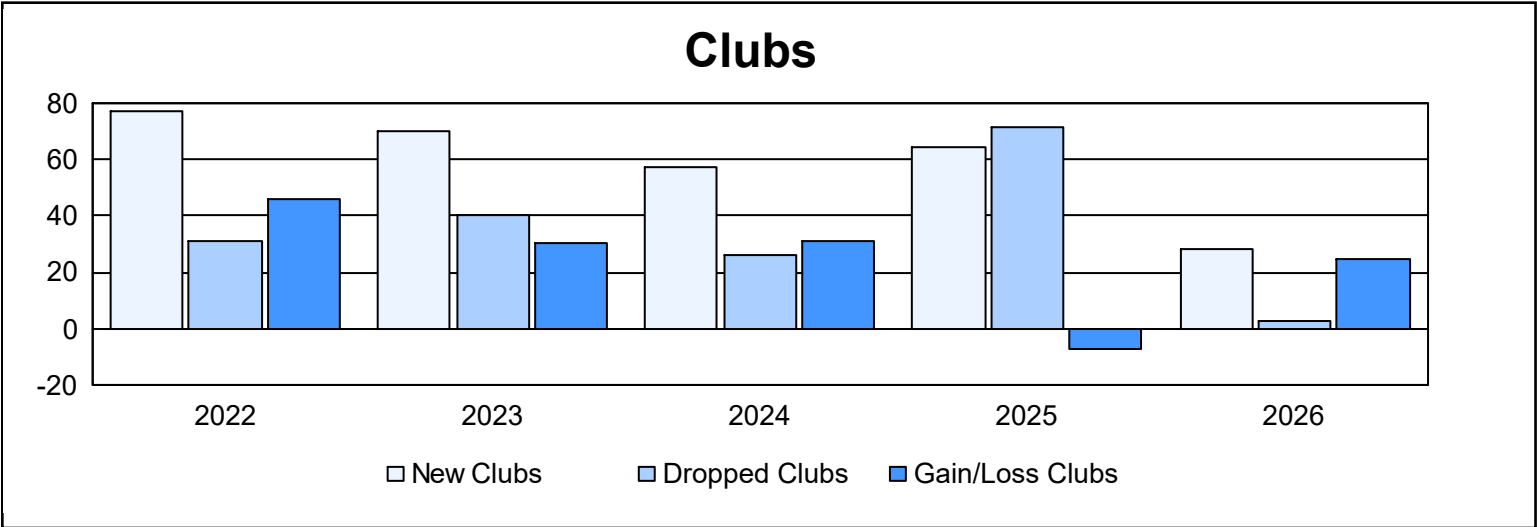
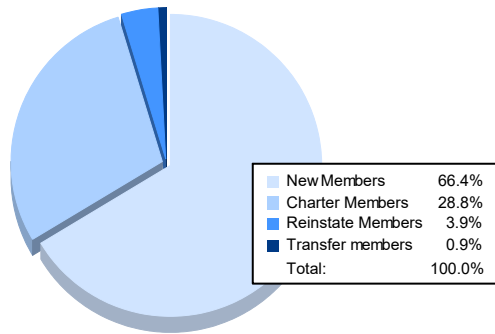


| Year | New Clubs | Dropped Clubs | Gain/ Loss Clubs | New Members | Charter Members | Reinstate Members | Transfer Members | Total Member Added | Total Members Dropped | Gain/ Loss Members |
|-----------|-----------|---------------|------------------|-------------|-----------------|-------------------|------------------|--------------------|-----------------------|--------------------|
| 2021-2022 | 77 | 31 | 46 | 2,647 | 2,165 | 303 | 30 | 5,145 | 3,781 | 1,364 |
| 2022-2023 | 70 | 40 | 30 | 2,757 | 2,020 | 275 | 49 | 5,101 | 4,705 | 396 |
| 2023-2024 | 57 | 26 | 31 | 2,962 | 1,604 | 258 | 39 | 4,863 | 3,766 | 1,097 |
| 2024-2025 | 64 | 71 | -7 | 2,857 | 1,665 | 545 | 87 | 5,154 | 4,977 | 177 |
| 2025-2026 | 28 | 3 | 25 | 1,453 | 630 | 86 | 20 | 2,189 | 373 | 1,816 |
| Average | 59 | 34 | 25 | 2,535 | 1,617 | 293 | 45 | 4,490 | 3,520 | 970 |



Membership Composition September 2025 Cumulative



Gender Composition September 2025 Cumulative

